



Smart MDM Lite
Release Notes

R2.0_V1.0

A decorative graphic at the bottom of the page, featuring a series of overlapping, curved, diagonal bands in various shades of blue, creating a dynamic, layered effect.

Copyright Information

Hytera is the trademark or registered trademark of Hytera Communications Corporation Limited in the People's Republic of China (PRC) and/or other countries or areas. Hytera retains the ownership of its trademarks and product names. All other trademarks and/or product names that may be used in this manual are properties of their respective owners.

The product described in this manual may include the Hytera's computer programs stored in memory or other media. Laws in PRC and/or other countries or areas protect the exclusive rights of Hytera with respect to its computer programs. The purchase of this product shall not be deemed to grant, either directly or by implication, any rights to the purchaser regarding Hytera's computer programs. Hytera's computer programs may not be copied, modified, distributed, decompiled, or reverse-engineered in any manner without the prior written consent of Hytera.

Disclaimer

Hytera endeavors to achieve the accuracy and completeness of this manual, but no warranty of accuracy or reliability is given. All the specifications and designs are subject to change without notice due to continuous technological development. No part of this manual shall be copied, modified, translated, or distributed in any manner without the express written permission of us.

We do not guarantee, for any particular purpose, the accuracy, validity, timeliness, legitimacy or completeness of the third-party products and contents involved in this manual.

If you have any suggestions or would like to receive more information, please visit our website at:

<http://www.hytera.com>.

Contents

Documentation Information	1
1. Product Information.....	2
2. Released Features	3
2.1 New Features	3
2.2 Enhanced Features	3
3. Important Notes	4
Abbreviations	5






Documentation Information

Purpose

This document introduces the released version of Smart MDM Lite.

Conventions

Icons

Icon	Description
 Tip	Indicates information that can help you make better use of your product.
 Note	Indicates references that can further describe the related topics.
 Caution	Indicates situations that could cause data loss or equipment damage.
 Warning	Indicates situations that could cause minor personal injury.
 Danger	Indicates situations that could cause major personal injury or even death.

Notations

Format	Description	Example
Boldface	Text in boldface denotes the name of a hardware or software button, dialogue, tab, window, menu, and multi-level menu.	Press the PTT key
		The Configuration window pops up.
		To configure this parameter, go to Common -> Basic Setting .
->	The symbol directs you to access a multi-level menu.	Go to File -> New

Revision History

Version	Release Date	Description
R2.0_V1.0	July, 2018	Initial release

1. Product Information

Software

Software	Version
Smart MDM Lite	V2.0.16.000
KMC	V2.0.04.000

Applicable Model

Name	Model	Version
Multi-mode Advanced Radio	PDC760	V2.0.001A01 (Standard) V2.0.001AG1 (Standard) V2.0.001AG2 (North American) V2.0.001A02 (North American) V2.0.001N01 (Standard) V2.0.001NG1 (Standard) V2.0.001NG2 (North American) V2.0.001N02 (North American)
	PTC760	V2.0.0010 V2.0.001G

Documentation

Document	Description
Smart MDM Lite_User Guide	Update
Smart MDM Lite_Installation and Configuration Guide_R2.0_V4.0	Update
Multi-mode Advanced Radio_PDC7 Series_Configuration Guide_R2.0_V3.0	Update
Multi-mode Advanced Radio_PTC7 Series_Configuration Guide_R2.0_V3.0	Update

2. Released Features

This part mainly introduces the new and enhanced features in Smart MDM Lite V2.0.16.000 based on V1.6.07.000.

For features in V1.6.07.000, refer to *Smart MDM Professional Release Notes_R1.6_V1.0*.

2.1 New Features

Export Files

The videos and pictures of the radio can be exported.

Reset Factory Default

This feature is used to reset radio information and service password.

Service Authentication

If the service authentication is enabled, you are required to enter the service password to operate the radio (such as programming, reading) via Smart MDM Lite for the first time.

2.2 Enhanced Features

None

3. Important Notes

- Please refer to *Smart MDM Lite_Installation and Configuration Guide_R2.0_V4.0* for software and hardware requirements.
- Please contact Hytera if you need to upgrade the radio from V1.0.001 to V2.0.001.
- Please contact Hytera for advanced feature license.

Abbreviations

Abbreviation	Full Name
MDM	Mobile Device Management
KMC	Key Management Center



is the trademark or registered trademark of Hytera Communications Corporation Limited.
© 2018 Hytera Communications Corporation Limited. All Rights Reserved.

Address: HYT Tower, Hi-Tech Industrial Park North, Beihuan
RD., Nanshan District, Shenzhen, China

Postcode: 518057
<http://www.hytera.com>